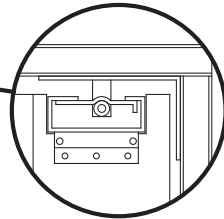


# SERVICE-PRO SERIES 20/SERIES 30 SWINGING DOOR

(Double Panel Shown Below)



SAVE-T HINGE ASSEMBLY

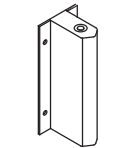


BOTTOM PIN

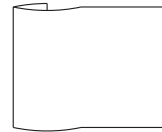
Standard features are:

- Save-T Hinge
- Bottom Pin
- 9"x14" Window Set in Rubber Gasket

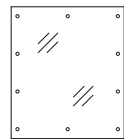
Optional Features



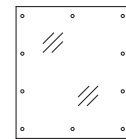
JAMB GUARD



RUBBER BUMPER

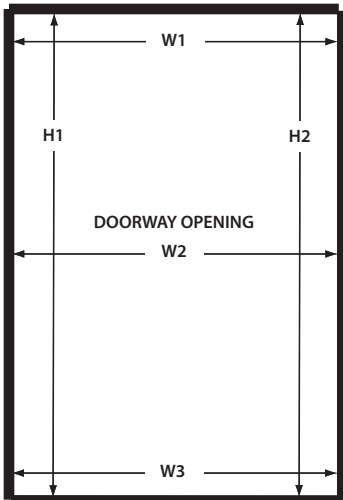


ABS IMPACT PLATE



STAINLESS STEEL IMPACT PLATE

Dimensions



Measure Width and Height of The Door Opening (Not the Door)

- W1= \_\_\_\_\_
- W2= \_\_\_\_\_
- W3= \_\_\_\_\_
- H1= \_\_\_\_\_
- H2= \_\_\_\_\_

Charges will be assumed by buyer for changes or cancellations to work in process. Buyer hereby accepts responsibility for all sizes and dimensions. This order will not be processed until all acknowledgement forms are signed and returned.

Specification accepted by: \_\_\_\_\_

Date: \_\_\_\_\_



1-800-833-5005 • www.curtronproducts.com  
E-mail: info@curtronproducts.com  
5350 Campbells Run Road • Pittsburgh, PA 15205-9738

**Opening: Width \_\_\_\_\_ x Height \_\_\_\_\_**

Single Panel  Double Panel  
Hinge Side (From Customer's View)  
 Left Side  Right Side

**Construction**  
 Light Duty (Aluminum or Stainless Steel Sheet)  
 Heavy Duty (3/4" Wood Core)

**Finish**  
 Natural Aluminum  
 Brushed Stainless Steel  
 Laminate  
 Black  Cherry Wood  
 White  Light Wood  
 Beige  Mid-Tone Wood  
 Other \_\_\_\_\_

**Impact Plates (Optional)**  
 Stainless Steel 12" \_\_\_\_\_ 30" \_\_\_\_\_ 48" \_\_\_\_\_  
 ABS: Color \_\_\_\_\_ 18" \_\_\_\_\_ 36" \_\_\_\_\_  
 Teardrop Bumper 24" \_\_\_\_\_ 42" \_\_\_\_\_

**Window Size**  
 9 x 14" (Std)  14" x 16"  22" x 22"  10" x 30"  
 10" Round  20" Round

**Other Options**  
 Hinge Guard  Stainless Steel Hinge & Pin  
 Rubber Gasketing (Wood Core Door Only)  
 Tinted Window  
 Other \_\_\_\_\_

**CURTRON SERVICE-PRO SWINGING DOOR**

\_\_\_\_\_ JOB NAME/LOCATION \_\_\_\_\_

\_\_\_\_\_ CUSTOMER/LOCATION \_\_\_\_\_

CUST. ORDER NO. \_\_\_\_\_

CUST. PO ORDER NO. \_\_\_\_\_